

Signify Classified - Internal
Cooper Lighting Solutions Photometric Lab
1121 Highway 74 South
Peachtree City, GA 30269



Scaled data based on original data using
LM-79-08 Approved Method: Electrical and Photometric Measurements of Solid-
State Lighting Products

Test Report Prepared for
Cooper Lighting Solutions
(formerly Eaton)

Brand: STREETWORKS

Report Number: P869977

Luminaire Tested: **MEM2-HTN-SA-30-830-U-T3**

Issue Date: 08/21/2024



Test Information

Test Method: LM-79-08
Report Number: P869977
Test Lab: INNOVATION CENTER(G3)
Issue Date: 08/21/2024
Manufacturer: COOPER LIGHTING SOLUTIONS (FORMERLY EATON)
Product Line: STREETWORKS
Catalog Number: MEM2-HTN-SA-30-830-U-T3
Description: EPIC MODERN TALL HOUSING DISCRETE LED ARRAYS 30W 80CRI 3000K
FIXTURE w/ TYPE III DISTRIBUTION OPTIC
Light Source: (10) 3000K CCT, 80 CRI LEDS
Ballast/Driver: ELECTRONIC DRIVER

Summary

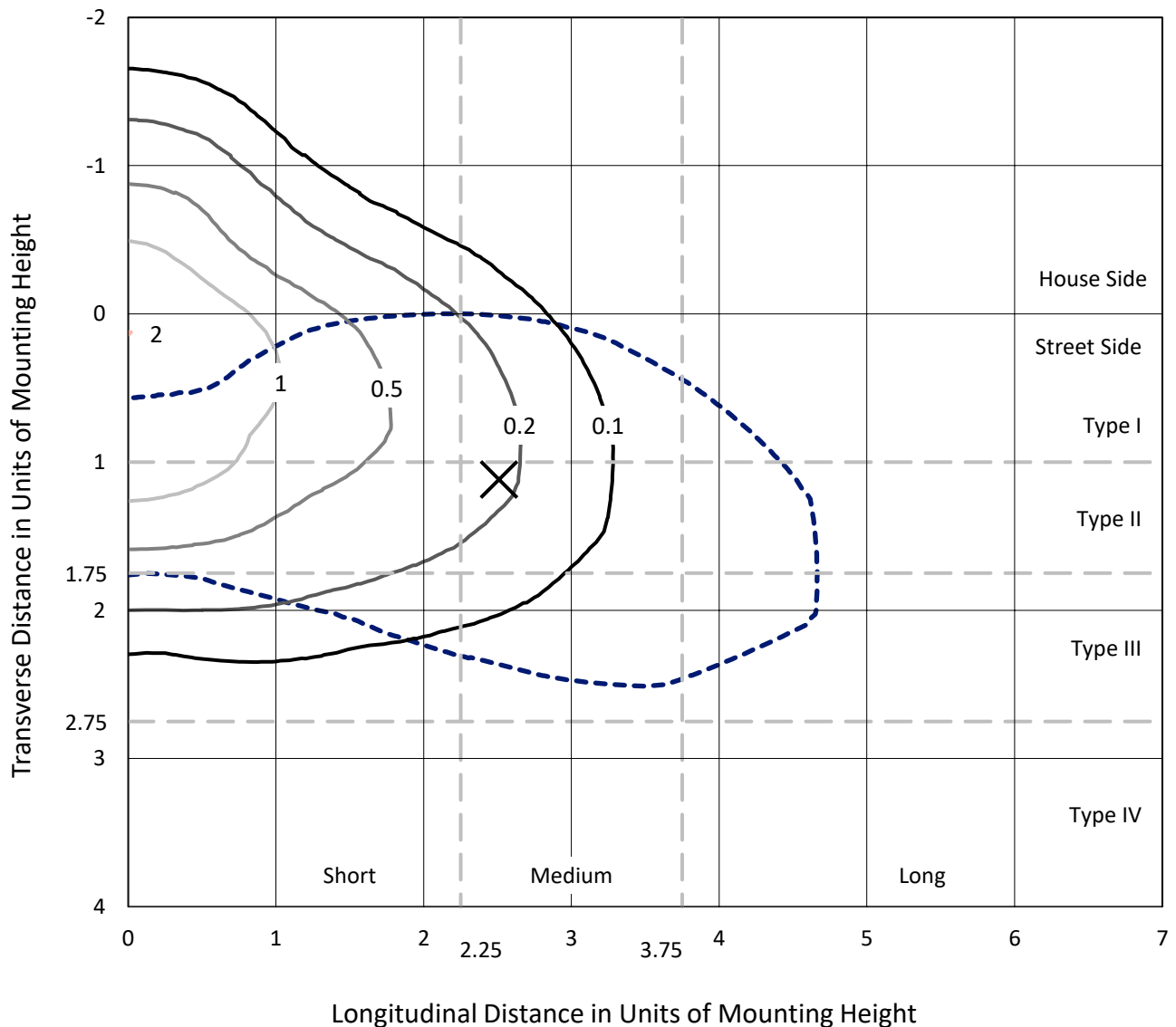
Lumens per Lamp: N/A
Luminaire Lumens: 4343.3 lumens
Efficiency: N/A
Efficacy: 132.4 lumens/watt
Luminous Opening: Rectangular (W 0.33' x L: 0.33' x H: 0')
IES Classification: Type III - Medium
BUG Rating: B1 - U0 - G1

Input Watts (W): 32.8
Input Voltage (V): 120
Input Current (A_{in}): NR
Voltage Rise (V): NR
Power Factor: 0.99
Total Harmonic Distortion (THDi): 9.76%
Frequency (hertz): 60
Stabilization Time: NR
Operation Time: NR
Ambient Temperature (°C): NR
Test Distance: 24 FT

REPORT NUMBER: P869977
 CATALOG NUMBER: MEM2-HTN-SA-30-830-U-T3

Iso-Footcandle Lines of Horizontal Illumination

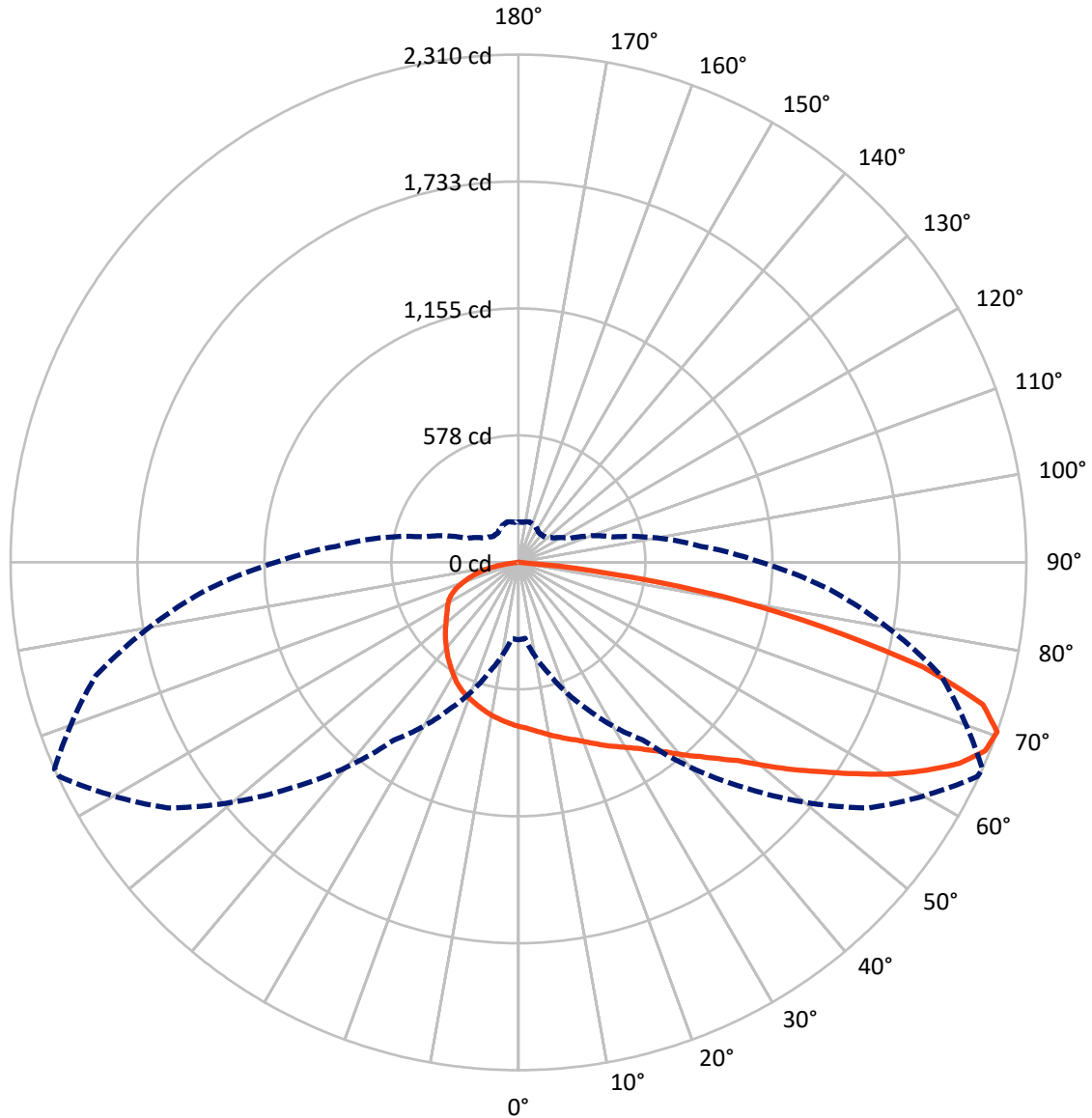
× Max cd
 - - - 1/2 Max cd



Based on 20 foot mounting height. Maximum calculated value = 2 fc
 Type III - Medium - N/A

REPORT NUMBER: P869977
CATALOG NUMBER: MEM2-HTN-SA-30-830-U-T3

Luminous Intensity Polar Plot



— Vertical Plane Through 66-Deg Lateral - - - Horizontal Cone Through 70-Deg Vertical

REPORT NUMBER: P869977
 CATALOG NUMBER: MEM2-HTN-SA-30-830-U-T3

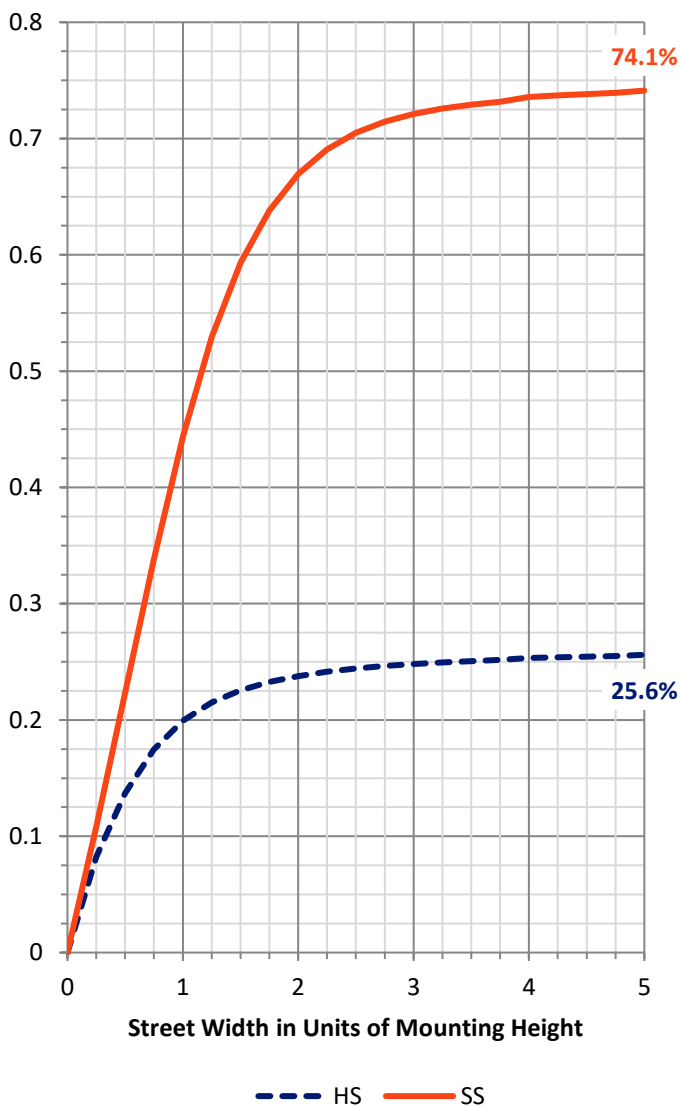
FLUX DISTRIBUTION:

		Downward	Upward	Total
House Side	Lumens	1119.3	0.0	1119.3
	% Fixture	25.8	0.0	25.8
Street Side	Lumens	3224.0	0.0	3224.0
	% Fixture	74.2	0.0	74.2
Total	Lumens	4343.3	0.0	4343.3
	% Fixture	100.0	0.0	100.0

ZONAL LUMENS:

Zone	Lumens	% Fixture
0°-10°	71.5	1.6
10°-20°	213.0	4.9
20°-30°	357.8	8.2
30°-40°	539.0	12.4
40°-50°	731.8	16.8
50°-60°	869.6	20.0
60°-70°	887.5	20.4
70°-80°	593.6	13.7
80°-90°	79.4	1.8
90°-100°	0.0	0.0
100°-110°	0.0	0.0
110°-120°	0.0	0.0
120°-130°	0.0	0.0
130°-140°	0.0	0.0
140°-150°	0.0	0.0
150°-160°	0.0	0.0
160°-170°	0.0	0.0
170°-180°	0.0	0.0
0°-90°	4343.3	100.0
0°-180°	4343.3	100.0

Coefficient of Utilization



REPORT NUMBER: P869977

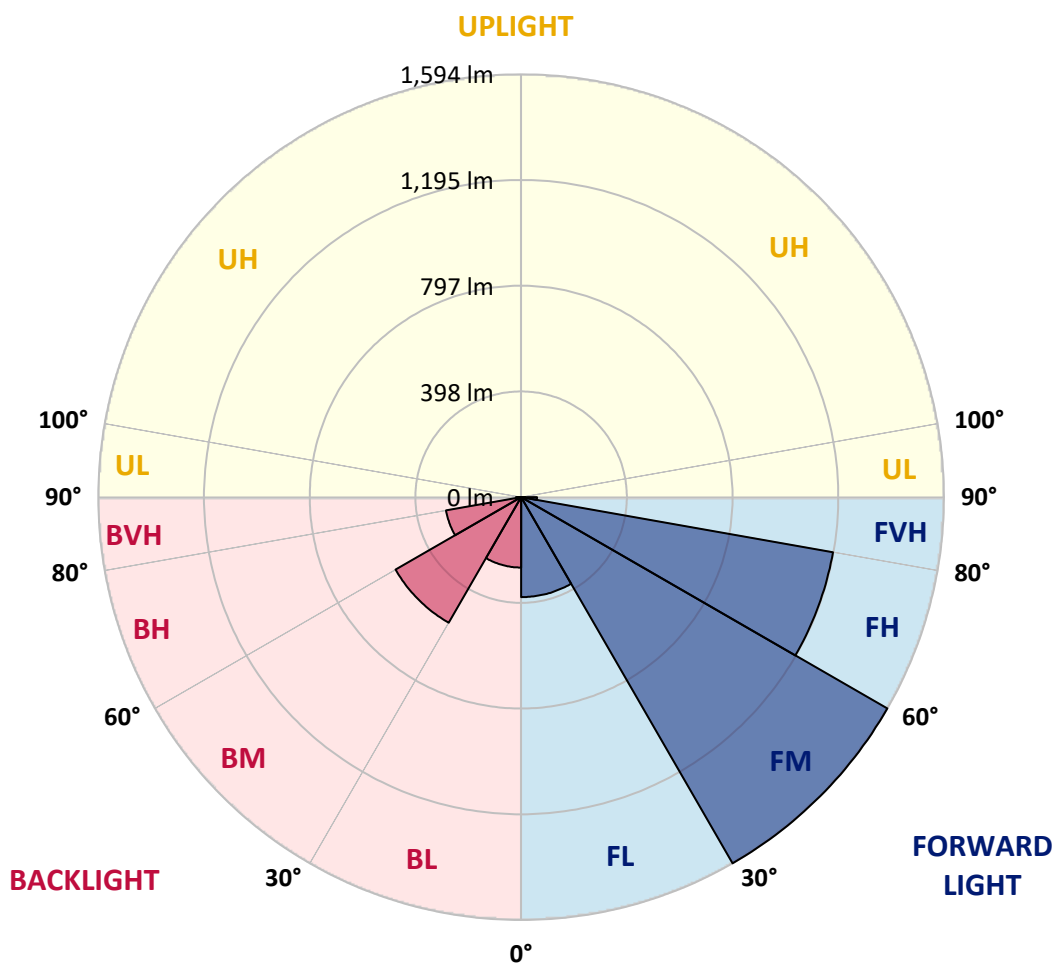
CATALOG NUMBER: MEM2-HTN-SA-30-830-U-T3

LUMINAIRE CLASSIFICATION SYSTEM LUMEN TABLE AND BUG RATING:

Zone	Lumens	% Fixture	Zone Rating/Lumen Limit		
			B	U	G
FL (0°-30°)	376.9	8.7			
FM (30°-60°)	1593.9	36.7			
FH (60°-80°)	1193.7	27.5			G1/1800
FVH (80°-90°)	59.5	1.4			G1/100
BL (0°-30°)	265.4	6.1	B1/500		
BM (30°-60°)	546.6	12.6	B1/1000		
BH (60°-80°)	287.4	6.6	B1/500		G1/500
BVH (80°-90°)	19.9	0.5			G1/100
UL (90°-100°)	0.0	0.0		U0/0	
UH (100°-180°)	0.0	0.0		U0/0	

BUG Rating: B1-U0-G1

Type III Medium





REPORT NUMBER: P869977

CATALOG NUMBER: MEM2-HTN-SA-30-830-U-T3

CANDELA DISTRIBUTION (FULL):

	0°	5°	15°	25°	35°	45°	55°	65°	66°	75°	85°
0°	747.3	747.3	747.3	747.3	747.3	747.3	747.3	747.3	747.3	747.3	747.3
2.5°	774.0	770.6	768.0	769.7	764.5	766.3	760.2	755.9	755.1	753.3	751.6
5°	798.2	798.2	793.9	793.9	787.8	787.0	778.4	768.9	768.9	762.8	755.9
7.5°	824.1	822.4	817.2	816.3	809.4	807.7	798.2	783.5	782.7	771.4	761.1
10°	842.2	843.1	839.6	839.6	834.4	830.1	816.3	800.8	799.1	784.4	768.0
12.5°	856.0	857.7	856.9	856.9	852.6	852.6	837.0	816.3	814.6	795.6	772.3
15°	870.7	869.8	872.4	873.3	871.5	869.0	857.7	833.6	832.7	807.7	778.4
17.5°	883.6	882.8	883.6	887.9	888.8	888.8	877.6	852.6	849.1	822.4	783.5
20°	891.4	893.1	896.6	901.7	904.3	911.2	901.7	875.0	871.5	837.9	794.7
22.5°	920.7	915.6	918.1	921.6	925.0	934.5	925.9	898.3	895.7	861.2	807.7
25°	970.8	970.8	964.7	958.7	954.4	958.7	951.8	925.0	923.3	881.9	822.4
27.5°	1057.9	1057.9	1045.0	1022.6	994.1	986.3	981.1	953.5	948.3	904.3	831.9
30°	1168.4	1171.8	1148.5	1110.6	1057.9	1023.4	1010.5	980.3	977.7	926.8	846.5
32.5°	1286.6	1293.5	1276.3	1221.0	1134.7	1067.4	1046.7	1015.7	1009.6	953.5	865.5
35°	1392.7	1399.7	1376.4	1324.6	1214.1	1131.3	1089.9	1054.5	1051.0	988.0	894.0
37.5°	1479.0	1480.8	1466.1	1403.1	1280.6	1184.8	1143.4	1101.1	1094.2	1029.5	924.2
40°	1570.5	1577.4	1562.7	1485.1	1341.0	1242.6	1196.9	1157.2	1151.1	1072.6	952.7
42.5°	1666.3	1665.4	1665.4	1555.8	1401.4	1290.9	1254.7	1210.7	1207.2	1116.6	983.7
45°	1725.0	1728.4	1718.9	1598.1	1490.3	1341.0	1310.8	1278.8	1272.8	1177.9	1024.3
47.5°	1739.6	1731.9	1688.7	1630.9	1590.4	1392.7	1381.5	1362.5	1348.7	1245.2	1074.3
50°	1719.8	1707.7	1682.7	1645.6	1627.5	1454.9	1453.2	1462.6	1453.2	1327.2	1132.1
52.5°	1645.6	1643.9	1639.5	1648.2	1618.8	1504.1	1534.3	1567.1	1565.3	1410.9	1192.6
55°	1489.4	1500.6	1552.4	1606.8	1586.0	1537.7	1624.9	1687.9	1681.0	1509.2	1254.7
57.5°	1329.8	1341.0	1407.4	1536.9	1554.1	1574.0	1726.7	1825.1	1813.9	1616.2	1311.6
60°	1190.8	1178.7	1245.2	1431.6	1509.2	1606.8	1827.7	1964.0	1954.5	1723.2	1370.3
62.5°	970.8	982.9	1089.0	1278.0	1446.3	1627.5	1910.5	2090.0	2083.9	1821.6	1417.8
65°	768.0	751.6	911.2	1116.6	1337.5	1620.6	1982.1	2208.2	2203.9	1918.3	1454.0
67.5°	522.1	510.8	721.4	956.1	1190.0	1565.3	1998.5	2287.6	2289.3	1975.2	1463.5
70°	352.1	346.9	518.6	735.2	985.5	1446.3	1947.6	2304.0	2310.0	1989.9	1421.2
72.5°	259.7	258.9	379.7	524.7	733.5	1221.0	1808.7	2197.0	2208.2	1886.3	1297.0
75°	204.5	207.1	271.0	372.8	489.3	903.5	1521.3	1883.7	1901.0	1629.2	1076.9
77.5°	167.4	167.4	189.8	267.5	327.0	560.9	1094.2	1378.9	1413.5	1257.3	829.3
80°	135.5	138.1	140.7	186.4	216.6	320.1	636.8	919.9	944.9	875.9	598.9
82.5°	74.2	79.4	76.8	96.6	108.7	148.4	252.8	371.9	409.9	365.0	271.8
85°	5.2	3.5	6.0	7.8	9.5	14.7	19.8	27.6	25.9	37.1	19.0
87.5°	0.9	0.9	0.9	1.7	1.7	2.6	3.5	3.5	3.5	3.5	3.5
90°	0.0	0.0	0.0	0.0	0.0	0.0	0.0	0.0	0.0	0.0	0.0



REPORT NUMBER: P869977

CATALOG NUMBER: MEM2-HTN-SA-30-830-U-T3

CANDELA DISTRIBUTION (continued):

	90°	95°	105°	115°	125°	135°	145°	155°	165°	175°	180°
0°	747.3	747.3	747.3	747.3	747.3	747.3	747.3	747.3	747.3	747.3	747.3
2.5°	750.7	746.4	739.5	737.8	735.2	731.8	728.3	723.1	721.4	723.1	724.9
5°	751.6	745.6	734.3	727.4	720.5	714.5	707.6	700.7	696.4	697.2	700.7
7.5°	754.2	745.6	728.3	717.1	705.9	696.4	685.2	677.4	672.2	673.1	675.7
10°	757.6	745.6	724.9	705.9	690.3	676.5	665.3	655.8	650.6	649.8	650.6
12.5°	758.5	744.7	717.1	693.8	674.8	656.7	644.6	636.0	630.8	628.2	629.9
15°	761.1	742.1	709.3	680.8	657.5	638.6	623.9	613.5	610.1	608.4	607.5
17.5°	764.5	741.2	702.4	667.9	640.3	618.7	605.8	595.4	591.1	589.4	591.1
20°	769.7	742.1	694.6	655.0	624.8	603.2	588.5	578.2	574.7	573.8	573.0
22.5°	776.6	743.8	688.6	642.9	607.5	585.9	571.3	564.3	561.8	562.6	562.6
25°	783.5	745.6	680.0	626.5	589.4	566.9	556.6	551.4	553.1	556.6	556.6
27.5°	789.6	744.7	667.9	609.2	567.8	547.1	539.3	540.2	544.5	550.5	551.4
30°	797.3	744.7	655.0	587.6	543.6	523.8	522.1	529.0	535.9	541.9	541.9
32.5°	809.4	749.9	644.6	566.1	518.6	503.1	510.8	520.3	528.1	534.1	535.9
35°	830.1	761.1	637.7	544.5	494.5	483.2	497.9	513.4	518.6	522.9	523.8
37.5°	850.0	771.4	629.1	523.8	469.4	465.1	485.0	501.4	502.2	504.8	504.8
40°	869.0	779.2	617.8	501.4	445.3	445.3	468.6	482.4	480.6	478.1	478.9
42.5°	889.7	783.5	604.9	480.6	425.4	425.4	444.4	456.5	455.6	459.1	461.7
45°	914.7	792.2	587.6	461.7	404.7	401.3	416.8	427.1	440.1	455.6	459.9
47.5°	949.2	804.2	573.8	441.0	387.5	375.4	381.4	403.0	417.7	430.6	432.3
50°	985.5	821.5	561.8	419.4	366.7	345.2	350.3	374.5	383.1	388.3	390.9
52.5°	1024.3	835.3	551.4	401.3	345.2	314.1	321.0	344.3	350.3	354.7	355.5
55°	1057.9	846.5	538.5	384.0	321.9	284.8	293.4	315.8	321.9	327.0	327.0
57.5°	1093.3	856.9	529.8	369.3	296.8	260.6	266.6	289.1	297.7	299.4	302.0
60°	1122.7	866.4	522.1	355.5	273.5	239.0	243.3	263.2	273.5	274.4	276.1
62.5°	1143.4	872.4	517.8	338.3	250.2	217.5	220.9	240.8	252.8	255.4	256.3
65°	1156.3	875.9	510.0	315.8	230.4	199.3	199.3	219.2	231.3	237.3	239.0
67.5°	1150.3	869.8	489.3	289.9	212.3	181.2	180.3	200.2	210.6	214.0	214.9
70°	1103.7	834.4	447.0	258.0	193.3	164.8	163.1	181.2	190.7	182.9	183.8
72.5°	1008.8	754.2	389.2	226.1	173.4	149.3	147.6	163.1	164.0	164.0	163.1
75°	850.0	616.1	310.7	192.4	152.7	132.9	133.8	145.8	146.7	151.0	148.4
77.5°	651.5	456.5	242.5	153.6	129.4	118.2	122.5	126.8	132.9	138.9	132.9
80°	473.7	315.0	168.3	114.8	100.1	100.1	101.8	106.1	114.8	120.8	114.8
82.5°	202.8	138.9	77.7	57.0	49.2	48.3	49.2	49.2	60.4	62.1	54.4
85°	15.5	12.9	9.5	9.5	7.8	4.3	4.3	3.5	2.6	2.6	2.6
87.5°	3.5	2.6	2.6	2.6	1.7	1.7	1.7	1.7	1.7	1.7	1.7
90°	0.0	0.0	0.0	0.0	0.0	0.0	0.0	0.0	0.0	0.0	0.0

Cooper Lighting Solutions Photometric Lab
1121 Highway 74 South
Peachtree City, GA 30269



LM-79-2019: Approved Method: Electrical and Photometric Measurements of Solid-State Lighting Products

Report Prepared for

Cooper Lighting Solutions

Streetworks

Report Number: SP1-2407-157-7

Test Date: 09/05/2024

Luminaire Tested: MEM2-HTN-SA-30-830-U-5WQ

Data in this report applies to families of products including MEM2-HTN-SA-30-830-U-5WQ

Test Information

Test Method: LM-79-2019
 Report Number: SP1-2407-157-7
 Test Lab: COOPER LIGHTING SOLUTIONS
 Photometer: SP1 - 76IN SPHERE
 Measurement Geometry: 4π
 Issue Date: 09/05/2024
 Manufacturer: COOPER LIGHTING SOLUTIONS
 Product Line: Streetworks
 Catalog Number: **MEM2-HTN-SA-30-830-U-5WQ**
 Description: Epic Modern Light Square 30W 5WQ Optic

Spectral Parameters

CCT (K): 3126
 CIE u': 0.2465
 CIE v': 0.5182
 Duv: -0.0004
 CIE x: 0.4277
 CIE y: 0.3997
 CIE z: 0.1727
 Peak Wavelength (nm): 601
 Dominant Wavelength (nm): 582
 Purity: 48.31913
 Rf: 84.4
 Rg: 94.7

CRI (Ra):	82.6		
R1:	81.4	R9:	5.1
R2:	92.2	R10:	82.2
R3:	94.9	R11:	79.8
R4:	80.1	R12:	70.4
R5:	81.8	R13:	84.2
R6:	90.5	R14:	97.9
R7:	81.8	R15:	73.6
R8:	58.0		



Test Conditions

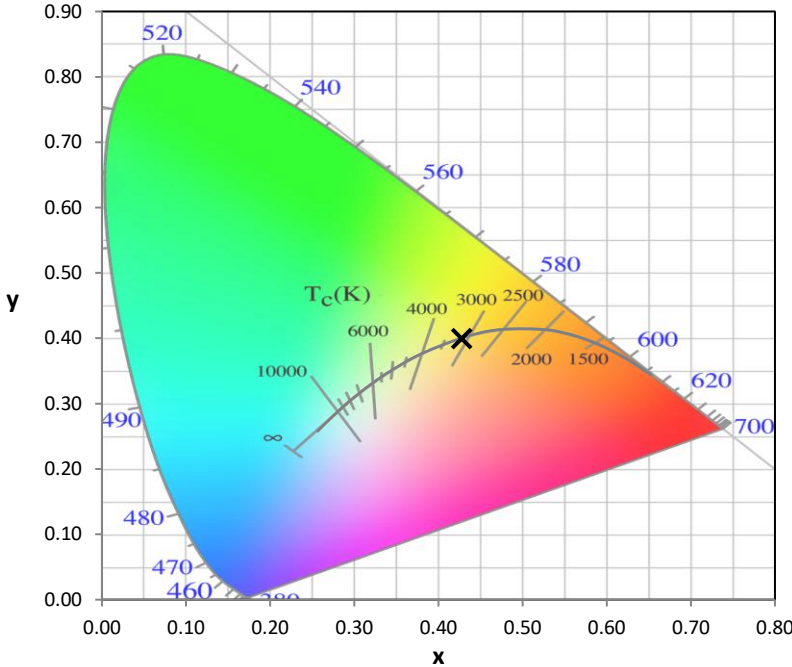
Stabilization Time: 22M
 Operation Time: 1H 22M
 Sphere Temperature (°C): 24.3

REPORT NUMBER: SP1-2407-157-7

Measurement and Test Equipment			
Instrument	Identification Number	Calibration Date	Calibration Due Date
Photometer	IN0058	6/18/2024	12/18/2024
Power Meter	INXT2011004	2/8/2024	2/8/2025
AC Power Source	IN0063	10/24/2023	10/24/2024
DC Power Source	IN0208	10/24/2023	10/24/2024
Sphere Thermometer	IN0085	10/24/2023	10/24/2024
Room Thermometer	IN0046	10/24/2023	10/24/2024

REPORT NUMBER: SP1-2407-157-7

CIE 1931 Chromaticity Diagram



CIE 1931 Chromaticity Diagram with 2017 ANSI 7-Step and 4-Step Quadrangles



CCT = 3126K
 CIE x = 0.4277
 CIE y = 0.3997
 Duv = -0.0004

Point lies inside the ANSI 3000K 4-step quadrangle

REPORT NUMBER: SP1-2407-157-7

Photopic Flux vs. Wavelength



Photopic Lumens: NR

λ (nm)	Power W [^] /nm	Lumens (ϕ /nm)	λ (nm)	Power W [^] /nm	Lumens (ϕ /nm)	λ (nm)	Power W [^] /nm	Lumens (ϕ /nm)	λ (nm)	Power W [^] /nm	Lumens (ϕ /nm)	λ (nm)	Power W [^] /nm	Lumens (ϕ /nm)
360	0	NR	490	258	NR	620	908	NR	750	26	NR	880	1	NR
365	0	NR	495	297	NR	625	857	NR	755	22	NR	885	0	NR
370	0	NR	500	345	NR	630	801	NR	760	19	NR	890	0	NR
375	0	NR	505	391	NR	635	738	NR	765	16	NR	895	0	NR
380	0	NR	510	426	NR	640	675	NR	770	14	NR	900	0	NR
385	0	NR	515	456	NR	645	610	NR	775	12	NR	905	0	NR
390	0	NR	520	480	NR	650	547	NR	780	10	NR	910	0	NR
395	0	NR	525	500	NR	655	488	NR	785	9	NR	915	0	NR
400	0	NR	530	517	NR	660	429	NR	790	7	NR	920	0	NR
405	2	NR	535	538	NR	665	378	NR	795	6	NR	925	0	NR
410	4	NR	540	558	NR	670	328	NR	800	5	NR	930	0	NR
415	9	NR	545	584	NR	675	285	NR	805	5	NR	935	0	NR
420	16	NR	550	611	NR	680	247	NR	810	4	NR	940	0	NR
425	31	NR	555	646	NR	685	212	NR	815	3	NR	945	0	NR
430	56	NR	560	687	NR	690	183	NR	820	3	NR	950	0	NR
435	101	NR	565	731	NR	695	156	NR	825	3	NR	955	0	NR
440	178	NR	570	780	NR	700	133	NR	830	2	NR	960	0	NR
445	323	NR	575	832	NR	705	114	NR	835	2	NR	965	0	NR
450	566	NR	580	883	NR	710	96	NR	840	2	NR	970	0	NR
455	645	NR	585	927	NR	715	82	NR	845	1	NR	975	0	NR
460	457	NR	590	963	NR	720	70	NR	850	1	NR	980	0	NR
465	365	NR	595	985	NR	725	59	NR	855	1	NR	985	0	NR
470	317	NR	600	998	NR	730	50	NR	860	1	NR	990	0	NR
475	244	NR	605	994	NR	735	43	NR	865	1	NR	995	0	NR
480	218	NR	610	978	NR	740	36	NR	870	1	NR	1000	0	NR
485	233	NR	615	947	NR	745	31	NR	875	1	NR			

REPORT NUMBER: SP1-2407-157-7

Scotopic Flux vs. Wavelength



Scotopic Lumens: NR

S/P: 1.42

λ (nm)	Power W [^] /nm	Lumens (φ/nm)	λ (nm)	Power W [^] /nm	Lumens (φ/nm)	λ (nm)	Power W [^] /nm	Lumens (φ/nm)	λ (nm)	Power W [^] /nm	Lumens (φ/nm)	λ (nm)	Power W [^] /nm	Lumens (φ/nm)
360	0	NR	490	258	NR	620	908	NR	750	26	NR	880	1	NR
365	0	NR	495	297	NR	625	857	NR	755	22	NR	885	0	NR
370	0	NR	500	345	NR	630	801	NR	760	19	NR	890	0	NR
375	0	NR	505	391	NR	635	738	NR	765	16	NR	895	0	NR
380	0	NR	510	426	NR	640	675	NR	770	14	NR	900	0	NR
385	0	NR	515	456	NR	645	610	NR	775	12	NR	905	0	NR
390	0	NR	520	480	NR	650	547	NR	780	10	NR	910	0	NR
395	0	NR	525	500	NR	655	488	NR	785	9	NR	915	0	NR
400	0	NR	530	517	NR	660	429	NR	790	7	NR	920	0	NR
405	2	NR	535	538	NR	665	378	NR	795	6	NR	925	0	NR
410	4	NR	540	558	NR	670	328	NR	800	5	NR	930	0	NR
415	9	NR	545	584	NR	675	285	NR	805	5	NR	935	0	NR
420	16	NR	550	611	NR	680	247	NR	810	4	NR	940	0	NR
425	31	NR	555	646	NR	685	212	NR	815	3	NR	945	0	NR
430	56	NR	560	687	NR	690	183	NR	820	3	NR	950	0	NR
435	101	NR	565	731	NR	695	156	NR	825	3	NR	955	0	NR
440	178	NR	570	780	NR	700	133	NR	830	2	NR	960	0	NR
445	323	NR	575	832	NR	705	114	NR	835	2	NR	965	0	NR
450	566	NR	580	883	NR	710	96	NR	840	2	NR	970	0	NR
455	645	NR	585	927	NR	715	82	NR	845	1	NR	975	0	NR
460	457	NR	590	963	NR	720	70	NR	850	1	NR	980	0	NR
465	365	NR	595	985	NR	725	59	NR	855	1	NR	985	0	NR
470	317	NR	600	998	NR	730	50	NR	860	1	NR	990	0	NR
475	244	NR	605	994	NR	735	43	NR	865	1	NR	995	0	NR
480	218	NR	610	978	NR	740	36	NR	870	1	NR	1000	0	NR
485	233	NR	615	947	NR	745	31	NR	875	1	NR			

REPORT NUMBER: SP1-2407-157-7

Melanopic Flux vs. Wavelength



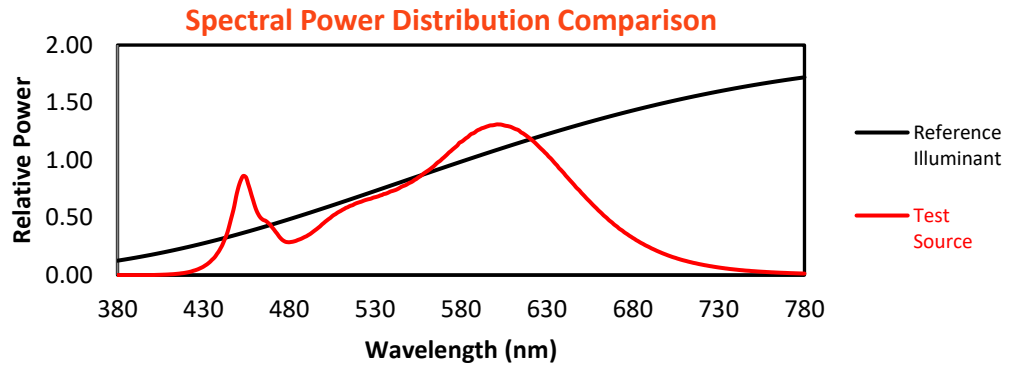
Melanopic Lumens: NR

M/P: 2.79

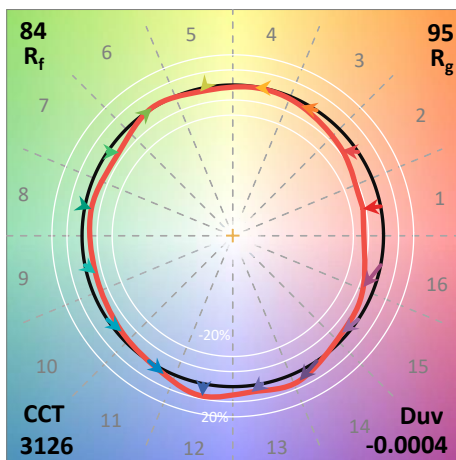
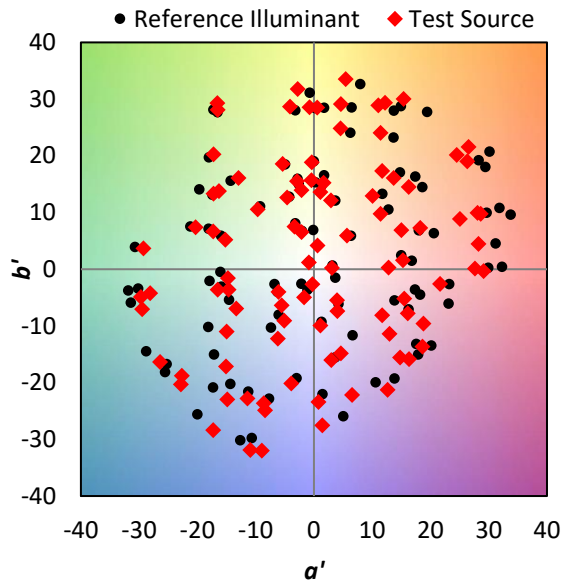
λ (nm)	Power W [^] /nm	Lumens (φ/nm)	λ (nm)	Power W [^] /nm	Lumens (φ/nm)	λ (nm)	Power W [^] /nm	Lumens (φ/nm)	λ (nm)	Power W [^] /nm	Lumens (φ/nm)	λ (nm)	Power W [^] /nm	Lumens (φ/nm)
360	0	NR	490	258	NR	620	908	NR	750	26	NR	880	1	NR
365	0	NR	495	297	NR	625	857	NR	755	22	NR	885	0	NR
370	0	NR	500	345	NR	630	801	NR	760	19	NR	890	0	NR
375	0	NR	505	391	NR	635	738	NR	765	16	NR	895	0	NR
380	0	NR	510	426	NR	640	675	NR	770	14	NR	900	0	NR
385	0	NR	515	456	NR	645	610	NR	775	12	NR	905	0	NR
390	0	NR	520	480	NR	650	547	NR	780	10	NR	910	0	NR
395	0	NR	525	500	NR	655	488	NR	785	9	NR	915	0	NR
400	0	NR	530	517	NR	660	429	NR	790	7	NR	920	0	NR
405	2	NR	535	538	NR	665	378	NR	795	6	NR	925	0	NR
410	4	NR	540	558	NR	670	328	NR	800	5	NR	930	0	NR
415	9	NR	545	584	NR	675	285	NR	805	5	NR	935	0	NR
420	16	NR	550	611	NR	680	247	NR	810	4	NR	940	0	NR
425	31	NR	555	646	NR	685	212	NR	815	3	NR	945	0	NR
430	56	NR	560	687	NR	690	183	NR	820	3	NR	950	0	NR
435	101	NR	565	731	NR	695	156	NR	825	3	NR	955	0	NR
440	178	NR	570	780	NR	700	133	NR	830	2	NR	960	0	NR
445	323	NR	575	832	NR	705	114	NR	835	2	NR	965	0	NR
450	566	NR	580	883	NR	710	96	NR	840	2	NR	970	0	NR
455	645	NR	585	927	NR	715	82	NR	845	1	NR	975	0	NR
460	457	NR	590	963	NR	720	70	NR	850	1	NR	980	0	NR
465	365	NR	595	985	NR	725	59	NR	855	1	NR	985	0	NR
470	317	NR	600	998	NR	730	50	NR	860	1	NR	990	0	NR
475	244	NR	605	994	NR	735	43	NR	865	1	NR	995	0	NR
480	218	NR	610	978	NR	740	36	NR	870	1	NR	1000	0	NR
485	233	NR	615	947	NR	745	31	NR	875	1	NR			

Summary

$R_f = 84.4$
 $R_g = 94.7$
 $CIE R_a = 82.6$
 $R_9 = 5.1$



Color Vector Graphics



Individual Sample Fidelity Index ($R_{f,i}$)

CES01 = 86	CES26 = 86	CES51 = 93	CES76 = 82
CES02 = 63	CES27 = 92	CES52 = 93	CES77 = 84
CES03 = 31	CES28 = 94	CES53 = 89	CES78 = 81
CES04 = 70	CES29 = 92	CES54 = 89	CES79 = 90
CES05 = 49	CES30 = 91	CES55 = 86	CES80 = 89
CES06 = 51	CES31 = 93	CES56 = 85	CES81 = 72
CES07 = 42	CES32 = 85	CES57 = 83	CES82 = 95
CES08 = 41	CES33 = 97	CES58 = 84	CES83 = 94
CES09 = 29	CES34 = 92	CES59 = 91	CES84 = 91
CES10 = 76	CES35 = 96	CES60 = 90	CES85 = 74
CES11 = 59	CES36 = 81	CES61 = 87	CES86 = 68
CES12 = 65	CES37 = 96	CES62 = 83	CES87 = 84
CES13 = 43	CES38 = 86	CES63 = 87	CES88 = 88
CES14 = 74	CES39 = 98	CES64 = 79	CES89 = 75
CES15 = 71	CES40 = 96	CES65 = 78	CES90 = 89
CES16 = 47	CES41 = 96	CES66 = 77	CES91 = 73
CES17 = 50	CES42 = 97	CES67 = 76	CES92 = 63
CES18 = 56	CES43 = 91	CES68 = 80	CES93 = 77
CES19 = 72	CES44 = 99	CES69 = 85	CES94 = 61
CES20 = 66	CES45 = 93	CES70 = 78	CES95 = 73
CES21 = 87	CES46 = 90	CES71 = 74	CES96 = 84
CES22 = 79	CES47 = 94	CES72 = 91	CES97 = 88
CES23 = 92	CES48 = 83	CES73 = 74	CES98 = 85
CES24 = 91	CES49 = 91	CES74 = 90	CES99 = 76
CES25 = 72	CES50 = 93	CES75 = 78	



Color Rendition by Hue-Angle Bin



Measure Comparisons



(END OF REPORT)